

FERNVALE STATE SCHOOL

THE EXPLORER

LITTLE EXPLORERS PLAYGROUP WEEKLY NEWSLETTER
24 JUNE 2021



Welcome!

Hello to all our Little Explorers and their explorer guides- the wonderful parents, grandparents and family day care mums who attend Playgroup.

This will be our last Playgroup for the Term. We have thoroughly enjoyed seeing you enjoying quality time with your children each week..

Playgroup begins again on Thursday 15th July. We look forward to seeing you then, and hearing all about your holiday.

We hope that you have a safe and restful break

Happy playing and talking.

Helen Levitt
Playgroup co-ordinator

LITTLE EXPLORERS PLAYGROUP



Mrs Helen Levitt



Mrs Sandi Kramer





Our Learning games this week focus on playing outside in the garden.

Learning Game 3 “Show Baby Something Interesting” helps babies from birth to 6 months learn to use their eyes to look at things. They learn to hold up their head and this helps their neck muscles grow strong. They learn to like soft talk and calm strokes. They learn to feel safe.

Learning Game 21 “Hide and Find” helps babies aged between 6 and 12 months learn to look for things and find things. They learn to hear and understand new words. They learn to have fun.

Learning Game 60 “Learning Outside” helps children aged between 1 and 2 years learn words understand their world. They learn new words to describe things in their world. They learn new words to describe their play.

Learning Game 88 “In, Out and Around” helps children aged between 2 and 3 years learn to understand and follow directions. They learn that words tell about actions and positions.

Learning Game 108 “Planting Together” helps children aged between 3 and 4 years learn about responsibility. They learn about sharing tasks and to co-operate.


Learning Game 154 “Find and Collect” helps children aged between 4 and 5 years learn to notice things around them. They learn to stay interested in things over time. They learn to develop their own likes and dislikes.

3a Strategy

Conversational Reading

Using the 3S Strategy

See, Show, Say



Unlike normal story reading, Conversational Reading is much more of a back and forth process, like a conversation. The idea is to talk about the pictures, name objects and also to discuss what is happening in the book. Children have an active role to play - they are talking with you. In conversational Reading you ask your child to respond on three levels.




See

Pointing to an object on the page and naming it - See





Show

Encourage your child to show you the object by pointing to it - Show



Say

Encourage your child to name the object - Say



our FSS
Baby Clinic
is now a drop
in clinic!

