


Week 9 Term 3 2019


Hello to all of our Little Explorers and their explorer guides.


This week Sue from Lowood library will be visiting us. I can't wait to listen to her story!

It's also a great chance to think about the 3S strategy and "Conversational Reading". In "Conversational reading", the talk goes back and forth between you and your child. It doesn't always follow the words in the book. Children sit on your lap or beside you when you do conversational reading. We think 3S to help us remember how to do this. (*See, Show, Say*). We have a sticker in the front of our Playgroup books to help you with this. We also have a bookmark for you to take home with this information, which you can collect Thursday. I am happy to demonstrate this technique to you during playtime. Please ask me 😊

**Conversational Reading – 3S strategy**

 **See**  
Pointing to an object on the page and naming it - See

 **Show**  
Encourage your child to show you the object by pointing to it - Show

 **Say**  
Encourage your child to name the object - Say

See, it's a ...

Show me the. . .

What is that called?

Unlike normal story reading, Conversational Reading is much more of a back and forth process, like a conversation. The idea is to talk about the pictures, name objects and also to discuss what is happening in the book. Children have an active role to play - they are talking with you.

**3a**

This week we are noticing things around us and remembering them.

**Learning Game 5** "Talk to Baby" helps babies from birth to 6 months learn that your mouth make sounds. They learn that you listen to their sounds. They learn that you like to hear them talk and that you can copy them.

**Learning Game 23** "Peek-a -Boo Mirror" " helps babies aged between 6 and 12 months learn that they can make things happen. They learn about themselves. They learn new words.

**Learning Game 49** "Sing Together" helps children aged between 1 and 2 years learn new words and language patterns. They learn rhyming words. They learn to move their body to a rhythm.

**Learning Game 94** "What's Gone?" helps children aged between 2 and 3 years learn to notice and remember things around them. They learn to pay attention so they can remember when someone asks them a question. They learn to answer questions and to follow directions.

**Learning Game 109** "Showing What I Know" helps children aged between 3 and 4 years learn to practise hear and understand words. They learn to show you what they know.

**Learning Game 189** "Let's Imagine" helps children aged between 4 and 5 years learn to use their imagination. They learn to talk about things from their imagination and to think creatively.

May I take this opportunity to thank our fabulous Playgroup Assistant Jess for everything that she has done for Playgroup since it's inception and wish her all the best in her future endeavours. We will miss you Jess!

I'm looking forward to see you Thursday.  
Happy playing and talking.

*Helen Levitt*

Playgroup co-ordinator

